

# 2024 Personal Tax Credits Return

Protected B when completed

TD1

Read page 2 before filling out this form. Your employer or payer will use this form to determine the amount of your tax deductions.

Fill out this form based on the best estimate of your circumstances.

If you do not fill out this form, your tax deductions will only include the basic personal amount, estimated by your employer or payer based on the income they pay you.

Last name <b>Wynne</b>	First name and initial(s) <b>Shirley</b>	Date of birth (YYYY/MM/DD) <b>1969/10/14</b>	Employee number
Address <b>4910 ATIK ROAD</b>		Postal code <b>R1A 4L1S14</b>	Social insurance number <b>49331041505</b>
For non-residents only Country of permanent residence			

**1. Basic personal amount** – Every resident of Canada can enter a basic personal amount of \$15,705. However, if your net income from all sources will be greater than \$173,205 and you enter \$15,705, you may have an amount owing on your income tax and benefit return at the end of the tax year. If your income from all sources will be greater than \$173,205 you have the option to calculate a partial claim. To do so, fill in the appropriate section of Form TD1-WS, Worksheet for the 2024 Personal Tax Credits Return, and enter the calculated amount here.

**15,705**

**2. Canada caregiver amount for infirm children under age 18** – Only one parent may claim \$2,616 for each infirm child born in 2007 or later who lives with both parents throughout the year. If the child does not live with both parents throughout the year, the parent who has the right to claim the "Amount for an eligible dependant" on line 8 may also claim the Canada caregiver amount for the child.

**3. Age amount** – If you will be 65 or older on December 31, 2024, and your net income for the year from all sources will be \$44,325 or less, enter \$8,790. You may enter a partial amount if your net income for the year will be between \$44,325 and \$102,925. To calculate a partial amount, fill out the line 3 section of Form TD1-WS.

**4. Pension income amount** – If you will receive regular pension payments from a pension plan or fund (not including Canada Pension Plan, Quebec Pension Plan, old age security, or guaranteed income supplement payments), enter whichever is less: \$2,000 or your estimated annual pension income.

**5. Tuition (full-time and part-time)** – Fill in this section if you are a student at a university or college, or an educational institution certified by Employment and Social Development Canada, and you will pay more than \$100 per institution in tuition fees. Enter the total tuition fees that you will pay if you are a full-time or part-time student.

**6. Disability amount** – If you will claim the disability amount on your income tax and benefit return by using Form T2201, Disability Tax Credit Certificate, enter \$9,872.

**7. Spouse or common-law partner amount** – Enter the difference between the amount on line 1 (line 1 plus \$2,616 if your spouse or common-law partner is infirm) and your spouse's or common-law partner's estimated net income for the year if two of the following conditions apply:

- You are supporting your spouse or common-law partner who lives with you
- Your spouse or common-law partner's net income for the year will be less than the amount on line 1 (line 1 plus \$2,616 if your spouse or common-law partner is infirm)

In all cases, go to line 9 if your spouse or common-law partner is infirm and has a net income for the year of \$28,041 or less.

**8. Amount for an eligible dependant** – Enter the difference between the amount on line 1 (line 1 plus \$2,616 if your eligible dependant is infirm) and your eligible dependant's estimated net income for the year if all of the following conditions apply:

- You do not have a spouse or common-law partner, or you have a spouse or common-law partner who does not live with you and who you are not supporting or being supported by
- You are supporting the dependant who is related to you and lives with you
- The dependant's net income for the year will be less than the amount on line 1 (line 1 plus \$2,616 if your dependant is infirm and you cannot claim the Canada caregiver amount for infirm children under 18 years of age for this dependant)

In all cases, go to line 9 if your dependant is 18 years or older, infirm, and has a net income for the year of \$28,041 or less.

**9. Canada caregiver amount for eligible dependant or spouse or common-law partner** – Fill out this section if, at any time in the year, you support an infirm eligible dependant (aged 18 or older) or an infirm spouse or common-law partner whose net income for the year will be \$28,041 or less. To calculate the amount you may enter here, fill out the line 9 section of Form TD1-WS.

**10. Canada caregiver amount for dependant(s) age 18 or older** – If, at any time in the year, you support an infirm dependant age 18 or older (other than the spouse or common-law partner or eligible dependant you claimed an amount for on line 9 or could have claimed an amount for if their net income were under \$15,705) whose net income for the year will be \$19,666 or less, enter \$8,375. You may enter a partial amount if their net income for the year will be between \$19,666 and \$28,041. To calculate a partial amount, fill out the line 10 section of Form TD1-WS. This worksheet may also be used to calculate your part of the amount if you are sharing it with another caregiver who supports the same dependant. You may claim this amount for more than one infirm dependant age 18 or older.

**11. Amounts transferred from your spouse or common-law partner** – If your spouse or common-law partner will not use all of their age amount, pension income amount, tuition amount, or disability amount on their income tax and benefit return, enter the unused amount.

**12. Amounts transferred from a dependant** – If your dependant will not use all of their disability amount on their income tax and benefit return, enter the unused amount. If your or your spouse's or common-law partner's dependent child or grandchild will not use all of their tuition amount on their income tax and benefit return, enter the unused amount.

**13. TOTAL CLAIM AMOUNT** – Add lines 1 to 12.

Your employer or payer will use this amount to determine the amount of your tax deductions.

**0**

**Filling out Form TD1**

Fill out this form **only** if any of the following apply:

- you have a new employer or payer, and you will receive salary, wages, commissions, pensions, employment insurance benefits, or any other remuneration
- you want to change the amounts you previously claimed (for example, the number of your eligible dependants has changed)
- you want to claim the deduction for living in a prescribed zone
- you want to increase the amount of tax deducted at source

Sign and date it, and give it to your employer or payer.

**More than one employer or payer at the same time**

If you have more than one employer or payer at the same time and you have already claimed personal tax credit amounts on another Form TD1 for 2024, you **cannot** claim them again. If your total income from all sources will be more than the personal tax credits you claimed on another Form TD1, check this box, enter "0" on Line 13 and do not fill in Lines 2 to 12.

**Total income is less than the total claim amount**

Tick this box if your total income for the year from all employers and payers will be **less** than your total claim amount on line 13. Your employer or payer will not deduct tax from your earnings.

**For non-resident only (Tick the box that applies to you.)**

As a non-resident, will 90% or more of your world income be included in determining your taxable income earned in Canada in 2024?

Yes (Fill out the previous page.)

No (Enter "0" on line 13, and do not fill in lines 2 to 12 as you are not entitled to the personal tax credits.)

Call the international tax and non-resident enquiries line at **1-800-959-8281** if you are unsure of your residency status.

**Provincial or territorial personal tax credits return**

You also have to fill out a provincial or territorial TD1 form if your claim amount on line 13 is more than \$15,000. Use the Form TD1 for your province or territory of **employment** if you are an employee. Use the Form TD1 for your province or territory of **residence** if you are a pensioner. Your employer or payer will use both this federal form and your most recent provincial or territorial Form TD1 to determine the amount of your tax deductions.

Your employer or payer will deduct provincial or territorial taxes after allowing the provincial or territorial basic personal amount if you are claiming the basic personal amount **only**.

**Note:** You may be able to claim the child amount on Form TD1SK, 2024 Saskatchewan Personal Tax Credits Return if you are a Saskatchewan resident supporting children under 18 at any time during 2024. Therefore, you may want to fill out Form TD1SK even if you are **only** claiming the basic personal amount on this form.

**Deduction for living in a prescribed zone**

You may claim **any** of the following amounts if you live in the Northwest Territories, Nunavut, Yukon, or another prescribed **northern** zone for more than six months in a row beginning or ending in 2024:

- \$11.00 for each day that you live in the prescribed northern zone
- \$22.00 for each day that you live in the prescribed northern zone if, during that time, you live in a dwelling that you maintain, and you are the only person living in that dwelling who is claiming this deduction

Employees living in a prescribed **intermediate** zone may claim 50% of the total of the above amounts.

For more information, go to [canada.ca/taxes-northern-residents](https://canada.ca/taxes-northern-residents).

\$

**Additional tax to be deducted**

You may want to have more tax deducted from each payment if you receive other income such as non-employment income from CPP or QPP benefits, or old age security pension. You may have less tax to pay when you file your income tax and benefit return by doing this. Enter the additional tax amount you want deducted from each payment to choose this option. You may fill out a new Form TD1 to change this deduction later.

\$

**Reduction in tax deductions**

You may ask to have less tax deducted at source if you are eligible for deductions or non-refundable tax credits that are not listed on this form (for example, periodic contributions to a registered retirement savings plan (RRSP), child care or employment expenses, charitable donations, and tuition and education amounts carried forward from the previous year). To make this request, fill out Form T1213, Request to Reduce Tax Deductions at Source, to get a letter of authority from your tax services office. Give the letter of authority to your employer or payer. You do not need a letter of authority if your employer deducts RRSP contributions from your salary.

**Forms and publications**


To get our forms and publications, go to [canada.ca/cra-forms-publications](https://canada.ca/cra-forms-publications) or call **1-800-959-5525**.

Personal information (including the SIN) is collected and used to administer or enforce the Income Tax Act and related programs and activities including administering tax, benefits, audit, compliance, and collection. The information collected may be disclosed to other federal, provincial, territorial, aboriginal or foreign government institutions to the extent authorized by law. Failure to provide this information may result in paying interest or penalties, or in other actions. Under the Privacy Act, individuals have a right of protection, access to and correction of their personal information, or to file a complaint with the Privacy Commissioner of Canada regarding the handling of their personal information. Refer to Personal Information Bank CRA PPU 120 on Information about Programs and Information Holdings at [canada.ca/cra-information-about-programs](https://canada.ca/cra-information-about-programs).

**Certification**

I certify that the information given on this form is correct and complete.

Signature



It is a serious offence to make a false return.

Date

2024-06-19

Read page 2 before filling out this form. Your employer or payer will use this form to determine the amount of your provincial tax deductions.  
Fill out this form based on the best estimate of your circumstances.

Last name <b>Wynne</b>	First name and initial(s) <b>Shirley M.</b>	Date of birth (YYYY/MM/DD) <b>1969/10/14</b>	Employee number
Address <b>10 ATK ROAD, Box 154</b>		Postal code <b>R4L 1S8</b>	For non-residents only Country of permanent residence Social insurance number <b>4933045015</b>

**1. Basic personal amount** – Every person employed in Ontario and every pensioner residing in Ontario can claim this amount. If you will have more than one employer or payer at the same time in 2024, see "More than one employer or payer at the same time" on page 2. **12,399**

**2. Age amount** – If you will be 65 or older on December 31, 2024, and your net income will be \$45,068 or less, enter \$6,054. You may enter a partial amount if your net income for the year will be between \$45,068 and \$85,428. To calculate a partial amount, fill out the line 2 section of Form TD1ON-WS, Worksheet for the 2024 Ontario Personal Tax Credits Return.

**3. Pension income amount** – If you will receive regular pension payments from a pension plan or fund (not including Canada Pension Plan, Quebec Pension Plan, Old Age Security, or Guaranteed Income Supplement payments), enter **whichever is less**: \$1,714 or your estimated annual pension.

**4. Disability amount** – If you will claim the disability amount on your income tax and benefit return by using Form T2201, Disability Tax Credit Certificate, enter \$10,017.

**5. Spouse or common-law partner amount** – Enter \$10,528 if you are supporting your spouse or common-law partner and **both** of the following conditions apply:

- Your spouse or common-law partner lives with you
- Your spouse or common-law partner's net income for the year will be \$1,053 or less

You may enter a partial amount if your spouse's or common-law partner's net income for the year will be between \$1,053 and \$11,581. To calculate a partial amount, fill out the line 5 section of Form TD1ON-WS.

**6. Amount for an eligible dependant** – Enter \$10,528 if you are supporting an eligible dependant and **all** of the following conditions apply:

- You do **not** have a spouse or common-law partner, or you **have** a spouse or common-law partner who does not live with you and who you are not supporting or being supported by
- The dependant is related to you and lives with you
- The dependant's net income for the year will be \$1,053 or less

You may enter a partial amount if the eligible dependant's net income for the year will be between \$1,053 and \$11,581. To calculate a partial amount, fill out the line 6 section of Form TD1ON-WS.

**7. Ontario caregiver amount** – You may claim this amount if you are supporting an eligible infirm dependant aged 18 or older:


- your child or your grandchild (or your spouse or common-law partner);
- your parent, grandparent, brother, sister, aunt, uncle, niece or nephew who is resident in Canada (or your spouse or common-law partner)

To calculate this amount, fill out the line 7 section of Form TD1ON-WS.

**8. Amounts transferred from your spouse or common-law partner** – If your spouse or common-law partner will not use all of their age amount, pension income amount, or disability amount on their income tax and benefit return, enter the unused amount.

**9. Amounts transferred from a dependant** – If your dependant will not use all of their disability amount on their income tax and benefit return, enter the unused amount.

**10. TOTAL CLAIM AMOUNT** – Add lines 1 to 9.  
Your employer or payer will use this amount to determine the amount of your provincial tax deductions.



**Filing out Form TD1ON**

Fill out this form only if you are an employee working in Ontario or a pensioner residing in Ontario and **any** of the following apply:

- you have a new employer or payer, and you will receive salary, wages, commissions, pensions, employment insurance benefits, or any other remuneration
- you want to change the amounts you previously claimed (for example, the number of your eligible dependants has changed)
- you want to increase the amount of tax deducted at source

Sign and date it, and give it to your employer or payer.

If you do not fill out Form TD1ON, your employer or payer will deduct taxes after allowing the basic personal amount **only**.

**More than one employer or payer at the same time**

- If you have more than one employer or payer at the same time and you have already claimed personal tax credit amounts on another Form TD1ON for 2024, you **cannot** claim them again. If your total income from all sources will be more than the personal tax credits you claimed on another Form TD1ON, check this box, enter "0" on line 10 and do not fill in lines 2 to 9.

**Total income is less than the total claim amount**

- Tick this box if your total income for the year from **all** employers and payers will be **less** than your total claim amount on line 10. Your employer or payer will not deduct tax from your earnings.

**Additional tax to be deducted**

If you want to have more tax deducted at source, fill out section "Additional tax to be deducted" on the federal Form TD.

**Reduction in tax deductions**

You may ask to have less tax deducted at source if you are eligible for deductions or non-refundable tax credits that are not listed on this form (for example, periodic contributions to a registered retirement savings plan (RRSP), child care or employment expenses, charitable donations, and tuition and education amounts carried forward from the previous year). To make this request, fill out Form T1213, Request to Reduce Tax Deductions at Source, to get a letter of authority from your tax services office. Give the letter of authority to your employer or payer. You do not need a letter of authority if your employer deducts RRSP contributions from your salary.

**Forms and publications**


To get our forms and publications, go to [canada.ca/cra-forms-publications](https://canada.ca/cra-forms-publications) or call 1-800-959-5525.

Personal information (including the SIN) is collected and used to administer or enforce the Income Tax Act and related programs and activities including administering tax, benefits, audit, compliance, and collection. The information collected may be disclosed to other federal, provincial, territorial, aboriginal or foreign government institutions to the extent authorized by law. Failure to provide this information may result in paying interest or penalties, or in other actions. Under the Privacy Act, individuals have a right of protection, access to and correction of their personal information, or to file a complaint with the Privacy Commissioner of Canada regarding the handling of their personal information. Refer to Personal Information Bank CRA PPU 120 on Information about Programs and Information Holdings at [canada.ca/cra-information-about-programs](https://canada.ca/cra-information-about-programs).

**Certification**

I certify that the information given on this form is correct and complete.

Signature



Date

2024-06-19

It is a serious offence to make a false return.

# Determination of Exemption of an Indian's Employment Income

The CRA uses the term "Indian" as it has legal meaning under the Indian Act.

The term **employee** on this form refers only to an employee who is registered under the Indian Act.

Fill out this form if you think your income is tax exempt or partially tax exempt. Your employer will use your answers in part 1 to help determine the correct tax treatment of your income.

You and your employer should fill out this form, in addition to Form TD1. You must fill out these forms when you start a new job or if your employment situation changes and the employment income is exempt or partially exempt from tax under the Indian Act. For more information about employee and employer responsibilities, go to [canada.ca/tax-filing-form-td1](http://canada.ca/tax-filing-form-td1).

## Part 1 – Employee information (to be filled out by the employee)

1.1 Are you registered under the Indian Act?

Yes. Continue to Section 1.2.

No. Do not use this form.

For more information, go to [canada.ca/indian-status](http://canada.ca/indian-status).

1.2 Are you a treaty beneficiary of a First Nation with a final or self-government agreement that ends the tax exemption under section 87 of the Indian Act?

Yes. Do not use this form.

No. Continue to section 1.3.

To confirm the effective date of the agreements and the expiry dates, go to [canada.ca/tax-indigenous-end-dates](http://canada.ca/tax-indigenous-end-dates).

1.3 Fill out your name and address. Continue to section 1.4.

Last name (print) <i>Wynne</i>	First name and initials <i>Shirley M.</i>	Social insurance number <i>4933045705</i>
Address of principal place of residence including postal code		

1.4 Do you live on a reserve? This means it is your principal place of residence and is the centre of your daily routine.

Yes  No

## Employee Certification

I certify that the following information is correct and complete:

- I am registered under the Indian Act
- I am **not** a treaty beneficiary of a First Nation with a final or self-government agreement that ends the tax exemption under section 87 of the Indian Act
- If I answered **yes** in section 1.4, I live on a reserve, it is my principal place of residence and is the centre of my daily routine

Signature *[Signature]*

Date *July 03, 2011*

**Part 2 – Employer information (to be filled out by the employer)**

2.1 Fill out your name and business address. Continue to section 2.2.

Name of employer (please print)

Nishnawbe-Aski-Legal Services Corp

Type of business

Legal Services

Business address including postal code

618 City Rd, Fort William FN, ON, P7J 1K3.

## 2.2 Employment situation

This section will help you determine whether your employee's employment income is fully or partially exempt or not exempt. For more information on the tax exemption under section 87 of the Indian Act, go to [canada.ca/taxes-guidelines-indigenous](http://canada.ca/taxes-guidelines-indigenous).

**Connections to the reserve:**

- If you are a resident on a reserve, this means the reserve is the place where the central management and control over the employer organization is actually located
- See section 1.4 of part 1 to determine if your employee lives on a reserve

**What is the situation?** (Tick one box only)

- Employee lives on a reserve and you are resident on a reserve. Continue to "Employer certification" because all of your employee's employment income is exempt from income tax.
- Employee lives on a reserve and you are not resident on a reserve. Continue to section 2.3.
- Employee does **not** live on a reserve and you are resident on a reserve. Continue to section 2.4.
- Employee does **not** live on a reserve and you are not resident on a reserve but your employee is required to perform duties on a reserve. Continue to section 2.5.

If your employee does not meet one of the situations described above and you still think their income is fully or partially exempt, do **not** fill out this form. The employment situation may be uncommon. This may result in employment income being treated differently. For examples and to verify your employee's situation, go to [canada.ca/tax-indigenous-uncommon-situations](http://canada.ca/tax-indigenous-uncommon-situations) or call the CRA at 1-800-959-5525.

2.3 Employee lives on a reserve and employer is **not** resident on a reserve.**What is the situation?**

- Employee performs **more than 50%** of their employment duties on a reserve. Continue to "Employer certification" because all of your employee's employment income is exempt from income tax.
- Employee performs **50% or less** of their employment duties on a reserve. Continue to section 2.6.

2.4 Employee does **not** live on a reserve and employer is resident on a reserve.**What is the situation?** (Tick one box only)

- Employee performs **more than 50%** of their employment duties on a reserve. Continue to "Employer certification" because all of your employee's employment income is exempt from income tax.
- Employee performs **50% or less** of their employment duties on a reserve. Continue to section 2.6.

You are a band as defined under the Indian Act that has a reserve, or a tribal council representing one or more of those bands.

Your employee's duties of employment are in connection with your non-commercial activities carried on exclusively for the benefit of Indians who for the most part live on reserves. Continue to "Employer certification" because all of your employee's employment income is exempt from income tax.

You are an organization controlled by one or more bands as defined under the Indian Act that have reserves, or one or more tribal councils representing one or more of those bands, and the organization is dedicated exclusively to the social, cultural, educational, or economic development of Indians who for the most part live on reserves. Your employee's duties of employment are in connection with your non-commercial activities carried on exclusively for the benefit of Indians who for the most part live on reserves. Continue to "Employer certification" because all of your employee's employment income is exempt from income tax.

2.5 Employee does **not** live on a reserve and employer is **not** resident on a reserve but the employee is required to perform duties on a reserve.

**What is the situation?**

- Employee performs **at least 90%** of their employment duties on a reserve. Continue to "Employer certification" because all of your employee's employment income is exempt from income tax.
- Employee performs **less than 90%** of their employment duties on a reserve. Continue to section 2.6.

2.6 Prorating exempt income

The exemption may be prorated if your employee performed some of their duties on a reserve and those duties are not merely incidental to duties they performed off a reserve. The exemption will apply **only** to the portion of the income related to the duties your employee performed on the reserve.

What is the percentage of the employment duties the employee is required to perform on a reserve? \_\_\_\_\_ %


**Did the employee also fill out Form TD1**

- Yes. Continue to "Employer certification."
- No. Ask the employee to fill out and give you Form TD1, and then continue to "Employer certification."
- For more information, go to [canada.ca/tax-filing-form-td1](http://canada.ca/tax-filing-form-td1).

**Employer certification**

I certify that the information given in part 2 of this form is correct and complete.

Signature



Date

July 03/11

If you receive a Form TD1-IN with doubtful information, you should ask for proof from your employee, such as proof of address, or call the CRA at **1-800-959-5525** for assistance. It is an offence to knowingly accept a Form TD1-IN containing false statements.

Personal information (including the SIN) is collected and used to administer or enforce the Income Tax Act and related programs and activities including administering tax, benefits, audit, compliance, and collection. The information collected may be disclosed to other federal, provincial, territorial, aboriginal or foreign government institutions to the extent authorized by law. Failure to provide this information may result in paying interest or penalties, or in other actions. Under the Privacy Act, individuals have a right of protection, access to and correction of their personal information, or to file a complaint with the Privacy Commissioner of Canada regarding the handling of their personal information. Refer to Personal Information Bank CRA PPU 120 on Information about Programs and Information Holdings at [canada.ca/cra-information-about-programs](http://canada.ca/cra-information-about-programs).

## What to do with this form

- fill out all applicable parts
- employee and employer sign the certification areas
- employer keeps a signed copy for their records in case the CRA asks to see it

## What happens if the employment situation changes

Fill out a new Form TD1-IN in the following situations:

- a change in the location of the employment duties, resulting from a new position with the same employer
- a change in the percentage of employment duties performed on reserve
- a change in the employee's residence, on or off reserve
- a change in the employee's residence, on or off reserve

Do not fill out a new Form TD1-IN in the following situations:

- the employee performs seasonal work (for example, snow removal or landscaping)
- the employee performs employment services that depend on the location of the clients or customers (for example, home repair services, social worker, or personal service work)

## More information for employees

- To learn about the benefits, credits and requirements that apply to employees whose income is eligible for the tax exemption under section 87 of the Indian Act, go to [canada.ca/taxes-benefits-indigenous](https://canada.ca/taxes-benefits-indigenous)
- For more guidance on the application of the Indian Act Exemption for Employment Income Guidelines to issues raised by the **COVID-19 crisis** (working from home), go to [canada.ca/tax-guidelines-indigenous-covid19](https://canada.ca/tax-guidelines-indigenous-covid19)
- Tax-exempt salary or wages paid to employees are **not** subject to Canada Pension Plan (CPP) contributions. However, an employee can elect to participate in the CPP. For more information, go to [canada.ca/cpp-ei-explained-indigenous](https://canada.ca/cpp-ei-explained-indigenous)
- Tax-exempt salary or wages paid to employees are subject to Employment Insurance (EI) premiums. For more information, go to [canada.ca/cpp-ei-explained-indigenous](https://canada.ca/cpp-ei-explained-indigenous)

## More information for employers

- For more information about various events that might change the employment situation, go to [canada.ca/tax-life-events-employees](https://canada.ca/tax-life-events-employees)
- For more information about how to report employment income that is exempt under section 87 of the Indian Act, go to [canada.ca/tax-t4-indigenous](https://canada.ca/tax-t4-indigenous)
- Tax-exempt salary or wages paid to Indians are **not** subject to Canada Pension Plan (CPP) contributions. However, an employer can elect to participate in the CPP. For more information, go to [canada.ca/cpp-ei-explained-indigenous](https://canada.ca/cpp-ei-explained-indigenous)
- Tax-exempt salary or wages paid to Indian workers are subject to Employment Insurance (EI) premiums. For more information, go to [canada.ca/cpp-ei-explained-indigenous](https://canada.ca/cpp-ei-explained-indigenous)